


15	15
14	14
13	13
12	12
11	11
10	10
9	9
8	8
7	7
6	6
5	5
4	4
3	3
2	2
1	1
<b>Model base→</b>	<b>Model base→</b>

15	15
14	14
13	13
12	12
11	11
10	10
9	9
8	8
7	7
6	6
5	5
4	4
3	3
2	2
1	1
<b>Model base→</b>	<b>Model base→</b>



Print on card, then  
Fold the 2 halves together

Place the base of the ruler against the side of the ship / torpedo base and slide the model the requisite distance.



Torpedo and dummy torpedo markers.

Print on card, then  
Fold the 2 halves together



Observation markers:

Place a marker with a square target symbol behind the observing ship model.

Place a round target symbol (with the same number!) in front of the 2 target vessels the ship has under observation

Observation markers can be removed from targets at any time but can only be placed on targets after a successful observation die roll.