

# American Revolution

## Wargames rules



Version 1e

May 2023



## AWI wargame rules (version 1e)

(1) Introduction.....	4
Troop types are; .....	4
Cavalry:.....	4
Infantry: .....	4
Generals: .....	4
Groups: .....	5
(2) Sequence of play .....	5
(3) Command and Control .....	5
Generals: .....	5
Notes on Generals:.....	6
Orders: .....	6
Changing Orders .....	7
Order interpretation .....	8
Formations allowed: .....	9
Terrain effects on movement: .....	9
Movement through friendly units: .....	10
Movement when in melee:.....	10
(5) Shooting .....	11
Shooting die modifiers:.....	11
Artillery bounce through: .....	11
Shooting rules: .....	12
6: Melee: .....	12
Melee chart: .....	14
7: Rout and Pursuit .....	15
Rallying from Rout: .....	16
Disorder: .....	16
8: Morale.....	17
Groups going off table: .....	18
9: Deployment .....	19
Points system: .....	20
Terrain Rules: .....	22

## American Revolutionary war wargames rules

### (1) Introduction

These rules are designed to recreate warfare in the American Revolution, using 15mm figures.

Armies should represent their historical counterparts in both troop type and composition, and should be based as agreed with your opponent, or as follows;

-All rectangular / square stands should have a 40mm frontage

- Generals should have a 45mm circular base (Optional 50mm for C-in-C)
- Cavalry should have a 30mm depth.
- Light infantry should have a 20mm depth.
- Other Infantry should have a 15mm depth.
- Artillery should have a 40mm depth

-Normally, the number of figures per base is;

- Artillery: 1 gun and crew per base.
- Light Infantry and Cavalry: 2 figures per base.
- Other Cavalry: 3 figures per base.
- Other Infantry: 3-4 figures per base.

Troop types are;

Artillery:

Deploy as batteries of 1 base, they are divided into 3 classes;

- Heavy: 12 pdr and heavier.
- Medium: 6-8 pdr.
- Light: 3-4 pdr, and brigaded battalion guns.

Cavalry:

Deploy as either full or part regiments, or as composite grouped units, as in the French army. Units normally deploy 1 base per squadron.

Infantry:

Deploy as battalions of 4 bases.

Light infantry may deploy in units of 2-4 bases, as units were often split from battalions and grouped into ad-hoc units.

Generals:

Players should deploy 1 (free) Commander in Chief. This C-in-C has 1 order per turn, - which he may use on any group within range. In multi player games 2 or more wing commanders may be used instead of the normal 1 C-in C.

Several other sub generals may be chosen. They command several batteries/squadrons/battalions. Once allocated to a sub general, units can only receive orders from him or the C-in-C.

Units may be left un-commanded. These start the game with an order, but may only change that order if within 20cms of known enemy, on a D6 roll of 4+.

Units may change their order automatically if permitted in the rules (eg; going to Stand when on Advance orders)

### Groups:

Individual units may be combined into groups. Individual units are considered to be single unit groups. Group composition is permanent during the game unless a general adds units from another, or units within the group are completely destroyed.

Groups must be composed of either Infantry, Cavalry, or Artillery exclusively. Groups may contain any number of units of the same generic type and count as the morale level of the worst unit in the group.

-----

### (2) Sequence of play

Each game turn consists of 2 alternating phases, the attacking player being the first phasing player, the defender is the second phasing player in a turn.

Phase sequence: (1) Command changes (Phasing player).  
(2) Movement (Phasing player), testing to Charge.  
(3) Shooting (Phasing player)  
(4) Shooting (Non-Phasing player)  
(5) Charge moves (Phasing player)  
(6) Close combat (Both players).

Morale checks are taken as directed, when groups are Charging or being Charged, or as a result of combat.

-----

### (3) Command and Control

#### Generals:

Generals are bought at the start of a game, and are drawn at random from a deck of counters containing a mix of Generals types. Each nationality has its own counter mix. A C-in-C draws 3 random counters and chooses 1.

Generals are divided into 2 types;

#### (1) Psychology:

- (A) Brave: +1 to morale die results if within 5cms of the testing group.
- (B) Indecisive: Do not count the +1 to morale for general within D4x5cms of unit.

#### (2) Ability:

Competent: +1 to D4 command roll.  
Incompetent: -1 from D4 command roll.

These qualities should be indicated on a counter next to the Generals figure.

Notes on Generals:

- (a) Generals move at 40cms in any direction as the player wishes.
- (b) They may join, leave, pass through, or be passed through by friends without any restriction, and without any movement loss by either party.
- (c) Sub Generals may not change orders from other generals' commands.
- (d) Generals may be 'Killed' if either;
  - (1) He is shot at directly, or
  - (2) He is within 1cm of a unit under fire or in melee.

And: The enemy throws a 6 and you a 1 in the combat roll. (For Campaigns, wounded on a 1-4, Killed on a 5-6 (D6).

Lost Generals are replaced by a random quality General, who is placed within 10cms of the lost generals' last position, or as near as possible if enemy are within 10cms.

Orders:

All units begin the game on 'Stand' orders.

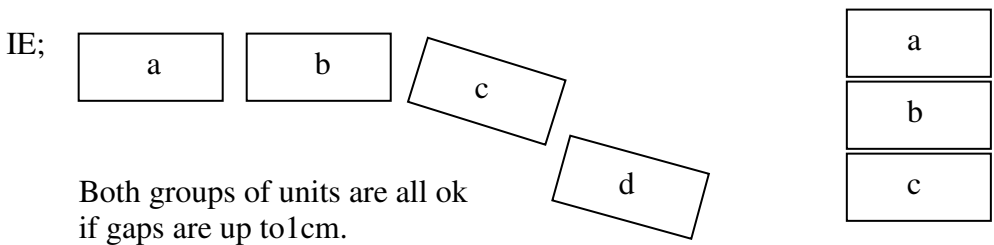
Each group must have an order at all times; either Advance, Reserve, Stand, Retreat or Rout.

Groups may only have their order changed by their General, or the C-in-C, or due to a Morale check, or as otherwise directed in the rules.

NB: Units can be transferred from 1 command to another if the General of either Command, or the C-in-C, is within 5cms of the unit(s) and successfully sends a Reserve order to it. It then counts as a separate Group.

Some troops may change their own orders as detailed above (Un-commanded troops), but may not be commanded by any General except the C-in-C, and then only to rally from Retreat.

Units forming part of a group may never voluntarily end a move phase with more than 1cm between base edges of at least 1 other unit in the group. Units composing groups must move the least distance possible sideways freely to maintain the 1cm gap if casualties on a unit cause a gap greater than this to occur. Groups must be composed solely from units side-by-side, or slightly echeloned (or in column of units if on Reserve orders only.)



Each stand must always be in base-to-base contact with at least one other stand in the unit. If a stand is lost in the middle of the unit, thus creating a gap, this gap is filled in by moving a stand from a rear rank, or the same rank if Lights or Cavalry, or by moving other stands in the same rank inwards to contact. Filling a gap, except from a rear rank, is neither possible, nor permitted to stands in contact with an enemy unit.

## Changing Orders

At the start of the Command Changes phase, the active player throws a D4 for each of his Generals;

Each General may now attempt to change the orders of any group or attempt to reorder a unit under his command. He may make as many attempts as his modified D4 scored, but may not attempt to prompt any group/unit more than twice this phase. (Note: Curing disorder counts as an order to a unit, not a group!)

The C-in-C, however, may attempt to prompt any group/unit even if has been prompted twice already by its own General.

---

To change a Groups order or correct a unit's disorder or prompt a Group to rally throw 1D6: The order is changed, or Disorder corrected or Rallying prompted:

If the distance from the edge of the Generals stand to the exact centre of the target group/unit is within:  
The D6 roll x 10cms, or  
D6 roll x 5cms if the group/unit is out of sight of the General.

NB: A D6 roll of 6 always succeeds, a D6 roll of 1 always fails

---

## Visibility:

Troops in concealing cover may stay invisible to troops outside until they come within 5cm, or the hidden unit shoots or moves.

Visibility within woods is 10cms, or another value if agreed between the players.

If troops so hidden fire at troops who have approached their position to within 5cms, the target unit halts, and may return fire only after the hidden unit has fired.



## Order interpretation

**Advance:** All units in the Group must be in Line formation, though they may pass over bridges and other narrow gaps by temporarily contracting to column, freely returning to line as they exit the bridge. At least 1 unit in Group must move at least half maximum speed or end in contact. No stand may end movement further from the nearest massed enemy unit than at turn start.

Artillery units on Advance may opt at any time to go to Stand orders if within shooting range of enemy, but not if they started this turn at Stand. Missile armed troops must halt at Long Range from enemy who are directly to the front of the Advancing unit, and go to Stand orders unless Massed facing Lights. Missile armed troops may go to Stand any time if within Long Range. Cavalry and Infantry without missile weapons must halt at 10cms and go to Stand unless they test to charge successfully in which case they may stay on Advance.

Groups whose half move would bring them into contact with friends halt at 10cms distance on Stand orders.

**Reserve:** Groups/units may move up to maximum speed in that terrain, or half speed backwards, but may not voluntarily move closer to enemy within 20cms, unless these are in melee, or there are intervening friends; and/or;

Well drilled: May make any formation change and still move.

Normal troops: May change into a 1 or 2 wide column to flank, from line, or the reverse and still move or  
Make any kind of formation change but not move.

Badly drilled: May make a formation change or move.

Artillery may only pivot to a new facing, but may not fire.

**Stand:** No move other than move 5cms, in any direction, about face and form square. Artillery may only fire when on Stand orders.

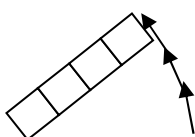
**Retreat:** Move at least half maximum speed, ending further from the nearest enemy than at turn start. End facing in the same or opposite direction. Poorly drilled always end move facing the opposite direction.

**Rout:** Move at Rout rate (see later) in the first move, then at maximum normal speed +2cms towards the table edge along the fastest route. If fighting pursuers count the routing unit as combat value 0, with no additions. Stands may be moved as separate units in Rout, to enable them to pass through gaps etc, but they must retain contact with each other, even just corner to corner while routing.

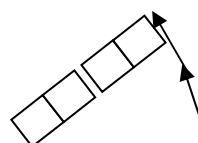
## Movement by units

Units and Groups may only turn by turns and wheels. Turns are made in Reserve orders as above. Wheels are made by lines (or columns) with one flank stand pivoting on the spot while the adjoining stands move around it:

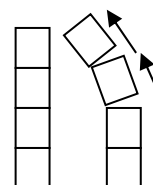
4 stand unit



Group of 2 two stand units



Column.





Unit type	Formation	Movement	Melee factor	Shooting ranges		
				Short range	Long range	Extreme range
Medium Cavalry	Massed	30cms	3	-	-	-
Light Cavalry	Light	40cms	2	-	-	-
Light Cavalry (a)	Light	40cms	2	-	-	-
Heavy Infantry	Massed	20cms	3 (4 versus Infantry)	5cms	10cms	-
Medium Infantry	Massed	20cms	3	5cms	10cms	-
Hessian MI and HI	Massed	15cms	3 (HI 4 vs Infantry)	5cms	10cms	-
Militia	Massed	20cms	2	-	10cms	-
Light Infantry	Light	24cms	2	-	10cms	-
Riflemen	Light	24cms	1	8cms	15cms	20cms
Riflemen (a)	Light	24cms	2	8cms	15cms	20cms
Heavy Artillery	Massed	20cms	1	15cms	40cms	60cms
Medium Artillery	Massed	20cms	0	10cms	30cms	60cms
Howitzers	Massed	20cms	0	15cms	40cms	60cms
Light Artillery	Massed	24cms	0	10cms	30cms	-

NB: All infantry moves at 24cms if in column on Reserve orders.  
: Badly drilled troops and Militia only wheel at half speed.  
: Well drilled troops may incline march at 45' to their facing, at up to full speed.  
: Normal troops and Cavalry may incline march at 45' to their facing at half speed.  
: Badly drilled troops and Militia may not Incline march at all.  
: LC(a) count massed when testing morale, and may not evade/fall back like normal Lights.

Formations allowed:

XX (Line Infantry)      X (Column)      X (Square)  
XX                              X                      X X  
   X                      X  
XXXX      XXX  
                    XX

(Cavalry and Light infantry)

Column is only allowed on Reserve orders.  
Square can only be adopted on Stand or Reserve orders.  
Casualties can make formations of line Infantry etc 1 deep. This is allowed.

Terrain effects on movement:

Type 0: (Low, even hills)	Artillery ; Half speed.
Type 1: (Open woods, Linear obstacles, low hills Scrub, brush etc)	; - ¼ speed (Artillery ; Half speed.)
Type 2: (Normal woods, steep hills, marshes etc)	; - ½ speed (No artillery)
Type 3: (Built up areas, River crossings etc) ; -6D4 movement	; - ¾ speed (No artillery)

NB: Light Cavalry, including (a) and Light Infantry count terrain as 1 grade lighter.  
Massed troops count disorganised while in type 1-3 terrain until they leave it.

### Movement through friendly units:

Light through light –	No penalty.
Routing through any –	No penalty for Routers, interpenetrated unit goes to Stand orders and is disordered.
Retreating through any-	Both parties are disordered, unless retreaters are Lights.
Light and Massed– interpenetrating	Both parties go to Stand, or Reserve orders immediately after passing through each other, in good order. (Stand remains Stand)
Massed through Massed –	Only allowed if Routing or Breaking through (see above), or to pass through Artillery at Stand, in which case both parties go to Reserve Orders. All these interpenetrations disorder both parties.

NB: If a unit ends its movement partially through another unit, each stand may make the minimum movement necessary to be placed alongside the interpenetrated unit. This means the penetrating unit may end placed split on either side of the interpenetrated unit. All future movement of this split unit is measured from the front element, and must be made before the Interpenetrated units next movement

NB: Light Infantry and Cavalry (Not Light Cavalry (a)) must fall back 10cms in advance of Massed advancing enemy in type 0 terrain, up to their normal move rate of movement on Reserve orders. If the enemy would still catch them they must make an additional Evade move, being destroyed if they are contacted, ending on Reserve if they are not.

### Movement when in melee:

Units charged from flank or rear may form square (if on Stand orders) or turn any unengaged stands to face a flank attack (in a 1 wide column). (These turn back freely if the attack is repulsed)

Columns charged in flank turn in a 1 wide column to face the attack.

Units charged from rear may turn any rear or unengaged stands to face and are morale checked and act exactly as if having been charged in flank.

If they; (a) Pass their being charged morale check.  
And; (b) Score on a D6;

3+: If Normal drilled.  
4+: If Poorly drilled.  
5+: If Artillery/Militia.

Units failing to turn stands to face a flank or rear attack Rout.

Stands may not normally otherwise move when the unit is in melee, except when;

- (a) Stands from anywhere in a rear rank may fill gaps caused by casualties immediately, after the required morale checks are taken.
- (b) In addition, units in melee, may move unengaged stands from any rank in their own movement phase, either to replace casualties or to form a rear rank behind a front rank stand in melee, or to form an overlap.
- (c) Cavalry, which has successfully tested to charge may detach stands which contact enemy and continue moving. Stands so detached continue to fight until killed, or they lose contact with the enemy, after which they are removed from play (or rejoin the parent unit if within 10cms). Detached stands do not check morale, but count as a percentage strength loss to the parent Group.

(5) Shooting

Ranges	Short	Long	Extreme
Muskets	5cms	10cms	-
Rifles	8cms	15cms	20cms
Light Infantry	-	10cms	-
Militia	-	10cms	-
Heavy Artillery	15cms	40cms	60cms
Medium Artillery	10cms	30cms	60cms
Light Artillery	10cms	30cms	-
Howitzers	15cms	40cms	60cms
Mounted bows	-	5cms	-

Method:  
 Shooting unit (or stands) throws 1D6.  
 Modify the scores with shooting modifiers and check result;  
  
 A score of 4 disorganises.  
  
 A score of 5 kills 1 stand.  
  
 A score of 7+ kills 2 stands.  
  
 A score of 10+ Kills 3 stands  
  
 NB; Units taking casualties are Disorganised as well.

Shooting die modifiers:

-2: Firing at Extreme range.
-1: Poor shots, : Other shooters moving, or not on Stand orders, in this player's phase. : Shooting at long range. : Target in cover v small arms, or hard cover v Light/Medium Artillery. : Target is Light Infantry. : Light infantry and Light Cavalry shooting. : Shooting unit Disordered.
+1: Artillery (not Howitzers) shooting at column/square. : Artillery shooting at 5cms or less. : First shot this day by massed muskets. : Muskets firing at short range. : Per extra stand shooting at target unit. (Light Infantry/Cavalry units may only count one extra stand shooting, but may use any extra stands for a second shot)

Artillery bounce through:

Except at Short range, any enemy unit within 10cms of the rear of a unit hit by Artillery (not Howitzers) and on a direct line through the centre of The hit unit, is also diced for, as though shot at directly.

## Shooting rules:

- (a) Artillery may choose to shoot at any target within 45' of straight ahead, though if within 15cms of enemy, they must shoot at the nearest enemy or the enemy posing the greatest threat to them.
- (b) Artillery may only shoot if they did not move/pivot in this or the previous game phase (IE: 1 complete turn).
- (c) Small arms may only shoot at targets at least partially in front of their stand, or of an area 1 base width either side of the shooting stand.
- (d) Shooting is not allowed to any stands that turned to face a charge this phase.
- (e) Shooting is only possible if all of shooting stands front can see a complete edge of the target stand.
- (f) Howitzers may shoot at targets they cannot see, but count the range as 10cms further.  
Stands may not normally shoot over other units unless they are Artillery To/from a hill, and there are no friends within 10cms of shooters or target (5cms for Howitzers).
- (g) Woods limit visibility, and hence shooting to 10cms within a wood, and to/from within 5cm of the edge of the wood. Troops in woods are otherwise invisible from outside.
- (h) Towns hide troops completely from over 5cms away, but shooting troops can be seen at normal distances if firing from the edge. Shooting within a town is part of melee and is not calculated separately.
- (i) Unmarked Hills have ridges half way across from any direction, units may see each other across the ridge at 5cms, though troops over the hill may not otherwise be seen or shot at.
- (j) Troops may fire at enemy charging from 5cms or further away, and count as firing at 5cms. Troops shooting in support have the same restrictions, but measure distance from their relative positions. Overhead shooting in support is allowed, but only if the overhead shooting rules are also satisfied.  
Troops being charged may only shoot if their 'Being charged' morale check is better than 'Go to Retreat'.
- (k) Stands may not be shot at if adjacent to a stand in melee, or in melee.
- (l) Groups taking Casualties test Morale when shooting phase ends

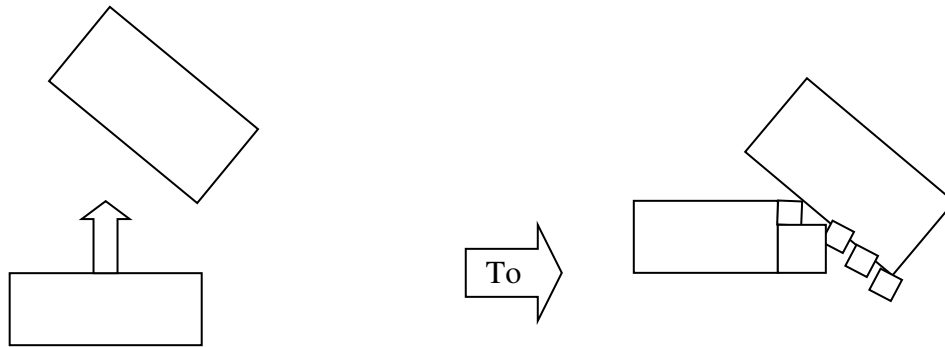
## 6: Melee:

The system used to resolve close combat is as follows;

- a) Only units charging from one direction may charge a target unit, or units. Simultaneous Charging from 2 directions is not allowed.
- b) Units attempting to Charge must be able to see their target at the start of movement.
- c) All Charging units must test morale for 'Charging'.
- d) If successful, the target(s) of the charge must test for 'Being Charged'.
- e) If able to make contact, the charging units move into stand-to-stand contact with the target units, and may pivot/move sideward the minimum distance necessary to align their stands edge to edge and at least 1 corner to corner in contact.
- f) Chargers whose target Retreats or Routs out of charge reach move a full Advance move instead towards them.

(cont)

g) If contacting a unit which lies at an oblique angle to the axis of the charge, i.e.:



- ❑ If sufficient move distance, pivot charging unit to align with elements of charged unit.
- ❑ If insufficient move distance to make contact fully, Chargers may halt (at Stand) 3cms short of the target unit, or may make partial contact with the target by pivoting stands as they make contact (as in diagram above).
  - Note that in the diagram, the charging unit has 3 stands in contact, but the target has an overlap on the last stand to make contact.
  - In a subsequent move, the Attacker will move the rest of the unit to contact with the target by pivoting the unit and correcting the stand alignment to a legal formation

h) If the target of the charge is Light Infantry, or Light Cavalry (Not (a)), they may (or must – see above) evade a charge if they are unable to fall back sufficiently and they score better than ‘Go to Retreat on their ‘being Charged’ morale check. They always have the option of standing and instead of evading in type 1-3 terrain, or versus light Infantry/Cavalry. Evaders move an additional;

Light Cavalry: D12 cms. End move at Reserve orders, Rout if contacted.

Light Infantry: D6cms. End move at Reserve orders, Rout if contacted

Falling back light troops may not shoot in that turn.

Evaders follow the following rules;

(1) The evade move is made away from the chargers, and along the line of their charge.

(2) Evaders may only shoot if Light Cavalry with bows, and in range.

f) If charging the flank of an enemy unit, count only 1 stand in contact with the enemy any other stands in contact or adjoining stands in contact count as an overlap. Units count as charging a flank if any part of the charging unit starts the charge move behind a line extending beyond the front edge of the target unit.

### Melee chart:

A D6 is thrown for each unit in contact, and by its opposing unit. As with shooting, if a unit fights against 2 or more enemy units, count the unit as several different units, with stands fighting against the nearest enemy unit. Modify the results with the following, and compare the scores;

+1:	<ul style="list-style-type: none"><li>• Unit has High morale.</li><li>• Fighting against flank or rear of enemy unit.</li><li>• Massed Infantry v Cavalry if in square, or 3+ deep column to front.</li></ul> <p>At least 1 overlap in support (unless enemy in Square/ Buildings or on bridge) :Note that overlaps count against 1 enemy unit per combat phase only, and troops in Retreat or Rout may not count as overlaps.</p> <ul style="list-style-type: none"><li>• Per stand (over 1) in contact, Routing or Retreating count half (rounded down) of extra stands in contact.</li></ul>
-1	<ul style="list-style-type: none"><li>• Per point lower combat value than opponent</li></ul>
-1:	<ul style="list-style-type: none"><li>• Disorganised</li><li>• Poor Morale</li><li>• Massed, fighting in type 1-3 terrain, except Light Cavalry (a).</li><li>• Unit has Reserve or Retreat orders, or is fighting to flank/rear</li><li>• Enemy in buildings or behind defences, or at least half the unit is uphill.</li><li>• Cavalry charged and on Stand orders.</li></ul>

### Result of Melee:

Score 4 : Disorganise enemy unit.

Score 5 : Kill 1 stand and Disorganise enemy unit.

Score 7+ : Kill 2 stands and Disorganise enemy unit.

Score 10+: Kill 3 stands and Disorganise enemy unit

- Charging Cavalry which scores more on their modified die result than their enemy will break through them if;

(1) Both are in line, and neither Retreating or Routing, and

(2) There is space to place the stands beyond the broken through unit.

If these conditions are met:

- Cavalry are moved forward another 6+D6cms, if they meet fresh enemy, they count at Advance orders, but do not need to test Morale to charge.
  - Enemy units contacted by them check morale as being charged.
  - If the Cavalry do not meet any enemy during their break through move, they end the move at Stand orders. Squares broken through are scattered and the unit removed from play.
- h) Groups which cause all their enemies to Rout need not pursue unless Cavalry, but may move into the space/building vacated by the retreating unit(s), should they wish to.

## 7: Rout and Pursuit

Artillery which scores less in combat than its opponent is killed instead.

Routers move at the end of the combat round in which they retreated. Routers make a free 180° turn away from the enemy, then make a Rout move directly away from them.

Routing units need not retain strict formations, but must retain at least 1 corner-to-corner, or edge-to-edge contact between all of its stands, and units. Routers are disordered.

In subsequent movement phases made by the enemy player, Routers move at normal speed, on the most rapid route towards their own side of the table edge (either base or side edge), avoiding any enemy not in Retreat by 5cms.

Routers unable to outpace pursuers, or without a route free of enemies at least 10cms wide to their half of the table surrender instead, and are removed as though killed after the enemies next combat phase if the enemy are still in contact with them.

Note; surrendered troops cannot be fought, and rally at Reserve if the enemy in contact with them do anything but Stand and shoot.

1<sup>st</sup> Rout move: Cavalry: 30 + D10cms.

: Infantry 16 + D6cms.

Pursuers are Cavalry (or Infantry of desired) groups whose frontal opponents all rout, they follow these rules;

- (a) Pursuers move after Routers, on Advance orders. They move a pursuit move in the phase the enemy Routed, and in their side's subsequent movement phases, like Routers, and before any other movement.
- (b) If Pursuers meet fresh enemy during their pursuit move, the enemy must test to be charged as normal. Any Retreat or Rout moves resulting from this melee are made in the following movement phase. Artillery contacted in Pursuit may be fought, or passed through. Passed through Artillery tests to be charged as normal, but simply goes to Reserve orders as a result of the pass through. The Pursuers continue their move as though the passed through unit did not exist.
- (c) Pursuers fight each turn they are in contact with the pursued, and continue till they score a 1-3 (D6) on any subsequent movement, or all the Routers are killed, or they get a Retreat or Rout morale result, in which case they end the move at Stand orders.

1<sup>st</sup> Pursuit move: Cavalry; 28 + D10cms. Subsequent moves at Maximum move rate.

: Infantry; 14 + D6cms. Subsequent moves at Maximum move rate.

#### Rallying from Rout:

Routers may attempt to rally if they receive an order, and then pass a 'Testing to Rally' Morale check, though not if within 10cms of visible enemy.

NB: Routers and Pursuers always act in groups.

#### Disorder:

Units are Disordered if any of the following apply:

- (1) As a result of a combat casualty or result.
- (2) If units Rout, Retreat or Break through another unit, both units are disordered.
- (3) While moving in terrain of level 1 or above, and until they leave it.

Disorder is otherwise removed by a unit's general sending a no change order to a unit (Not Group)

To give the unit an order change requires a successful 2<sup>nd</sup> order change.

#### Casualties.

These must always be taken from a second rank of a multi ranked unit before any front rank stands are removed.



## 8: Morale

Groups check morale when;

- Attempting to Charge, being Charged, or to Rally from Rout.
- At the end of either players phase as a result of shooting casualties / melee, or for seeing friendly Massed Infantry Rout, or being wiped out, within 20cms

For any circumstances.

Method: Roll 2D6, and modify the result with the following;

+2	<p>: Group caused more Casualties than received this phase, in Melee.</p> <p>: Lights testing to charge other Lights.</p>
+1	<p>: Groups General, or C-in-C within D4 x 5cms of Group (before casualties are removed due to shooting/melee)</p> <p>: Group has high morale.</p> <p>: Uphill of all enemy, or Infantry in cover.</p> <p>: Per melee group has won this phase.</p>
-1	<p>: Group under short range Artillery fire.</p> <p>: Per 20% of Groups stands killed this battle.</p> <p>: If 50% of units in Group are disordered, or in disordering terrain.</p> <p>: Testers have Poor Morale, or are Militia in open terrain.</p>
-2	<p>: Attempting to Charge enemy with higher Melee factor frontally, or being charged by them</p> <p>: Light Infantry / Militia, Charged by Cavalry in open terrain</p> <p>: Being Charged in flank or rear.</p> <p>: Per melee lost by group this phase.</p> <p>: Testers attempting to rally from Rout.</p>
-3	<p>: Group/unit attempting to Charge if at 50% strength or less.</p>

**Results:** Testing for casualties, or being Charged

6+	OK; Stay at current orders, or go to Advance.
4-5	<b>Massed:</b> Stay at current orders. <b>Lights:</b> Advance / Stand goes to Retreat. Fall straight back 10cms immediately.
2-3	<b>Massed:</b> Advance goes to Stand <b>Lights:</b> All but Retreat go to Retreat, Fall straight back 10cms immediately
0-1	<b>Massed:</b> All but Retreat go to Retreat, Fall back 20cms immediately. Artillery is Killed. <b>Lights:</b> Go to Rout, move immediately.
-1 or less	Go to Rout, move immediately

Testing if Charging

5+	OK; keep current orders
3-4	<b>Massed:</b> Keep current orders <b>Lights:</b> Go to Stand
Up to 2	Go to Stand

Testing to rally

5+ will rally any troops
4+ will rally Massed troops
Less than these scores; continue Rout

**NB: Light Cavalry (A) test as Massed.**

Groups going off table:

Any Group except those which are Retreating, Evading or Pursuing may halt at the point where any of its units begins leaving the table, they are then on Reserve orders.

If they decide not to halt, or are Retreating, Evading or Pursuing, they are removed from the table when any stand begins to leave it. Units off table count as on Reserve orders even if in Retreat.

They may come back on table within 10cms of the point they left if they throw a D6 score of;

5+ If left the table un-pursued. Or for troops on flank marches.

6 If left the table followed by pursuers, or if Routers.

They return on table on a 5+ in subsequent turns except Routers, who only test once when they have left the table

Troops within 10cms of a returning units' arrival point are moved back freely to a position 10cms away from the returning unit when first placed on the table, in any facing on Stand orders.

## 9: Deployment

Once terrain has been decided, dice for which side is the attacker;

Each side throws a D6 to determine the ability of the C-in-C;

Die Roll	British	Hessian	American	Others
1	1	1	1	1
2	2	2	2	1
3	2	2	2	2
4	3	2	2	2
5	4	3	3	3
6	5	4	4	3

Each side then throws another D4, and adds this to the Generals ability number.

Compare both side's totals. If an army contains twice the enemy's number of Cavalry stands, it may add 1 to the D4 result.

The side that now has a greater score at this point has the Initiative; the other side has lost the Initiative.

If a Draw occurs, the army with the better class General gets to have Initiative, or reduce the D4 result.

The deployment of units is then made;

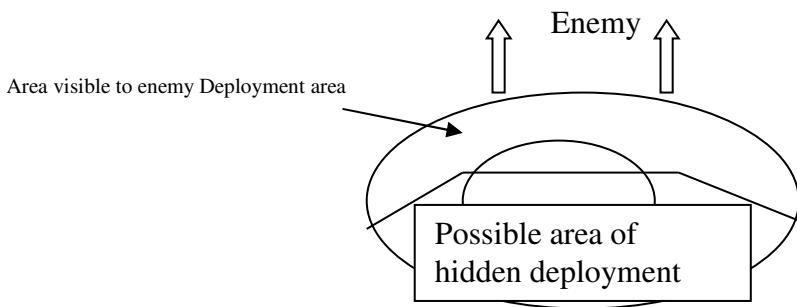
The side without Initiative places **all but one** its brigades on their chosen side of the table, anywhere except within 30cms of the table centre-line, or within 25cms of the table side edges. Hidden units are marked on a map (and must not be visible to any point on the enemy's edge of the table )

Its final brigade is placed after the player with Initiative has deployed all his troops.

The side with Initiative places all its units anywhere, but not within 60cms of the enemy's deployment area. They may deploy within 25cms of one table side edge only if their Initiative score was 2 greater than the enemy's. If their Initiative was 3+ greater than the enemy's they may deploy within 25cms of both table sides.

The side with Initiative may mark any hidden units on a map, as below.

Hidden units are detected if they shoot, or are in plain sight, or if within 5cms. They may stay hidden till detected or declared or deployed at any time by the owning player. If marked on a map in a wood, town or behind a large hill, they may be deployed anywhere in that terrain, so long as that spot could not have been spotted on deployment, or during the game so far. After the first move, they may be moved to an adjacent piece of terrain if they remain out of sight during the (theoretical) move.



Note that the hidden area could contain several units, or one unit could be placed anywhere in the box, in any formation, or any facing.

Hidden units may be placed anywhere in concealing terrain, initially this must be in the deployment area of his army, but after the first game turn, they may be hidden in the flank 45cms zone as well, but must be hidden by the same piece of terrain as they were on deployment.

Points system:

To provide a degree of game balance, cost your army from this chart;

Medium Cavalry: 4pts per stand  
 Light Cavalry: 3 pts per stand  
 Light Cavalry (a): 3 pts per stand

Heavy Infantry: 4 pts per stand  
 Medium Infantry: 3 pts per stand  
 Light Infantry: 2 pts per stand  
 Militia: 2 pts per stand

Heavy Artillery: 15 pts per stand  
 Medium Artillery: 10pts per stand  
 Howitzers: 10 pts per stand  
 Light Artillery: 8 pts per stand

Poor Shots: - 0.25 pts per stand  
 Rifle Armed: + 0.25 pts per stand  
 Badly Drilled: - 0.25 pts per stand  
 High Morale: + 0.5 pts per stand  
 Low Morale: - 0.5 pts per stand  
 Make Militia normal drilled or normal shots: + 0.25 pts each.

Commander in Chief: Free  
 Sub- General: 25 pts each

Abatis: 1pt per 4cms. Impassable to any but Infantry (-2D4cms movement)  
 Barricades: 1pt per 4cms. Soft cover, linear obstacle to movement.

## Definitions:

Light Cavalry: Mounted Jagers, plains Indians  
Light Cavalry (a): Light Dragoons

Heavy Infantry: Grenadiers, and other troops like Highlanders etc.

Medium Infantry: Massed Musketeers and Fusiliers.

Light Infantry: All skirmishing Infantry, armed with muskets, rifles etc.

Riflemen (a): This classification is for Ferguson's rifles, who had bayonets.

Militia: Less reliable, or poorly trained troops. They are nervous of cavalry in the open and do not get a short range in shooting, unless upgraded. (see chart above)

Poor shots: Infantry with poor fire discipline

Badly Drilled: Troops noted for ponderous manoeuvring.

Artillery: All guns except for battalion guns unless these are grouped together.

High Morale: Troops noted for steadiness under fire, or courage.

Low morale: Disaffected troops, or unreliable for their type.

Generals: These are representative of Brigadiers and similar generals.

### Some examples of troop classes:

Most Grenadiers / Guards are High Morale.

British Musketeers: Medium Infantry.

British Grenadiers: Heavy Infantry, High Morale.

British Light Dragoons: Light Cavalry(a), High morale.

Light Infantry: Light Infantry.

(Loyalists are as regular British, Hussars are Light Cavalry)

Iroquis and similar are uncommanded light infantry.

Hessian Musketeers: Medium Infantry. They move slower than other MI

Hessian Grenadiers: Heavy Infantry, High Morale. They are slower than other HI.

Hessian Jagers: Riflemen, High Morale.

British/Hessian Artillery: Light/Medium/Howitzer/Heavy Guns

Continental Infantry: Militia, Normal Shots. or Medium Infantry (0-4 battalions) (Pre Valley Forge)

Late Continental Infantry: Medium Infantry.

American Militia: Militia.

State Line: Medium Infantry/Militia

American Light Dragoons: Light Cavalry(a)

American Light Infantry: Light infantry, or Riflemen.

American Artillery: Light/Medium/Howitzer/Heavy guns (may be poor morale/Drilled)

French Musketeers: Medium Infantry.

## Terrain Rules:

For normal games, use the following system- for large tables split the table in 2 and dice for each half separately.

Throw a D3+1. The total is the number of hills. 2/3 (rounded up) are level 0, the remainder are level 1. Any hills over 40cms wide are counted as 2. (If hills are placed in the same sub sector as another hill, discard the new hill and make the other hill 1 level higher instead)

Throw a D4 - The total is the number of woods. These are level 2. Any woods over 40cms wide count as 2.

Throw a D6- on a 5+ place a stream starting and ending on different sides of the table.

Throw a D6, on a 5,6, there is an (Up to 30cm across) – (5) Farm with fences, (6) town/village with a road, placed as a stream.

These are placed by dividing the playing area into six sectors, and then dividing these sectors into 6 sub-sectors.

Positioning of terrain is made by throwing a D6 to determine the sector, then another to determine the sub-sector in which it is deployed.

Once a piece of terrain is placed (not stream/Road/Town), rotate it around its centre after throwing a further D6;

1: 45' right

2: 90' right

3: 45' left

4: 180'

5,6: Leave in place.

Once the player with the lowest Initiative has been determined, he may purchase further pieces of terrain by swapping troops for them.

Hills cost 25 pts, or 35pts if over 40cms wide (They are of whatever level the player wishes).

Woods cost 15 pts per level and may be any level, +10pts if over 40cms across.

Towns cost 15 pts, and are a maximum of 40cms square. (hard cover)

Fenced fields cost 5pts, and are a maximum of 20cms across (soft cover)

The player places these in any chosen sector of the table, but must dice for which sub-sector they appear in.

Rotation is diced for as normal, but the player may alter the die roll by +/- 1.